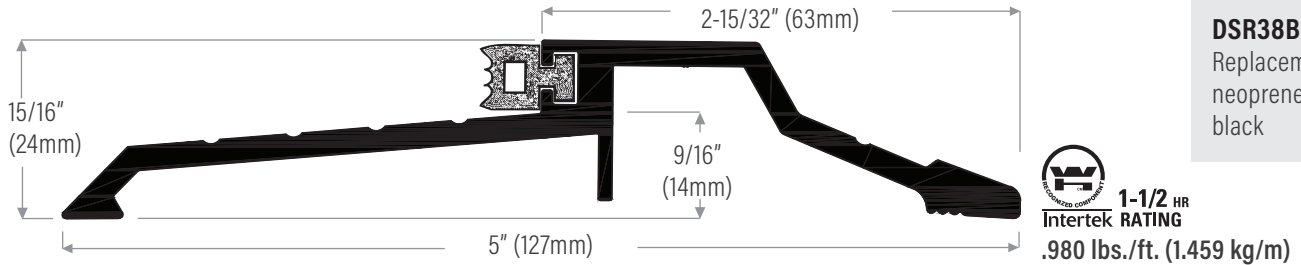


# THRESHOLDS

## Panic Exit Threshold

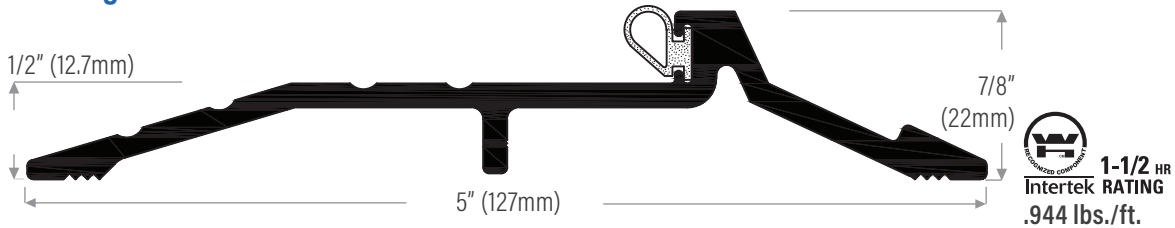


**DSR38BLACK**  
Replacement neoprene insert, black

**DS174A** Extruded aluminum mill finish (rated)  
**DS174AN** Mill finish with sponge neoprene insert, black (not rated)

**DS174D** Bronze anodized (rated)  
**DS174DN** Bronze anodized with sponge neoprene insert, black (not rated)

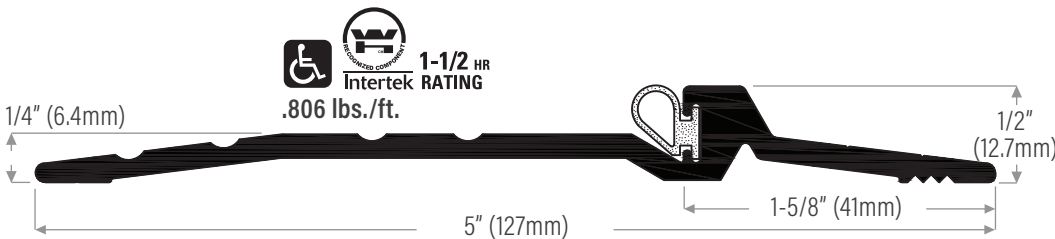
## Latching Panic Exit Thresholds



**DST17BL**  
Replacement TPE (T) insert black, for DS177 & DS178

**DS177A** Extruded aluminum mill finish, no insert (rated)  
**DS177AT** Mill finish with TPE (T) insert, black (rated)  
**DS177AP** Mill finish with fin-pile insert, grey (not rated)

**DS177D** Bronze anodized, no insert (rated)  
**DS177DT** Bronze with TPE (T) insert, black (rated)  
**DS177DP** Bronze with fin pile insert, grey (not rated)



**DS7530-270G**  
Replacement fin pile insert, grey

**DS178A** Extruded aluminum mill finish, no insert (rated)  
**DS178AT** Mill finish with TPE (T) insert, black (rated)

**DS178D** Bronze anodized, no insert (rated)  
**DS178DT** Bronze with TPE (T) insert, black (rated)