



THRESHOLDS

Extra Wide Heavy Duty (H) Thresholds


NOTE: Thresholds on this page are non-returnable. Manufacturing time required for bronze anodized finish.




DS900HA (2 piece) extruded aluminum mill finish, not welded
DS900HWA Extruded aluminum mill finish, welded




DS1000HA (1 piece) extruded aluminum mill finish
DS1000HD (1 piece) bronze anodized




DS1100HA (2 piece) extruded aluminum mill finish, not welded
DS1100HWA Extruded aluminum mill finish, welded



DS1200HA (2 piece) extruded aluminum mill finish, not welded
DS1200HWA Extruded aluminum mill finish, welded




DS1300HA (2 piece) extruded aluminum mill finish, not welded
DS1300HWA Extruded aluminum mill finish, welded



DS1400HA (2 piece) extruded aluminum mill finish, not welded
DS1400HWA Extruded aluminum mill finish, welded



DS2648 PVC protective tape, apply to any sill or threshold.
Purchase by roll. 4" (101mm), 6" (154mm), 8" (203mm), 12" (304mm) widths.



Wide thresholds on this page 9" to 14" (229 to 356mm) are available in the following NET lengths:

- 36-1/2" (927mm)
- 49" (1245mm)
- 73" (1854mm)
- 110" (2794mm)
- 147" (3734mm)

Extra wide thresholds are standard punched or drilled unless otherwise specified.

