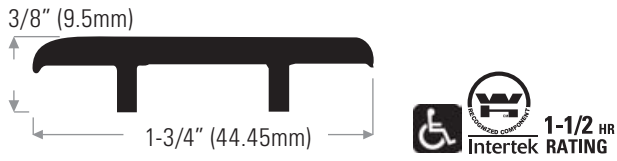


THRESHOLDS

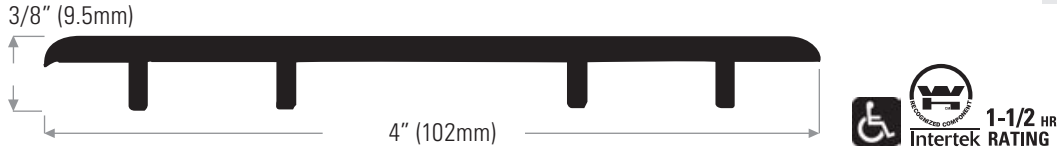
Floor Transition Thresholds



DS236A Extruded aluminum mill finish
DS236D Bronze anodized


Floor transition thresholds on this page are supplied with punched countersunk holes with screws and plugs and are only available in the following NET lengths:

36-1/2" 927mm
73" 1854mm



DS236-4A Extruded aluminum mill finish
DS236-4D Bronze anodized

Half Thresholds



DS222A Extruded aluminum mill finish
DS222D Bronze anodized



Barrier free, ADA compliant if used as above



DS333A Extruded aluminum mill finish
DS333D Bronze anodized

Half thresholds on this page are supplied with punched countersunk holes with screws and plugs and are only available in the following NET lengths (except as noted):

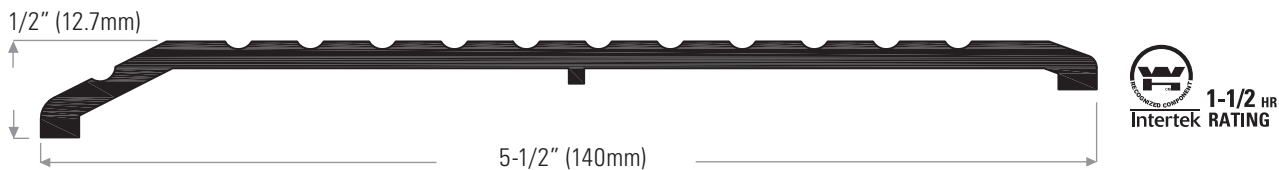
36-1/2" 927mm
49" 1245mm
73" 1854mm
110" 2794mm
147" 3734mm



DS444A Extruded aluminum mill finish
DS444D Bronze anodized



DS444AS Extruded aluminum mill finish



DS5012A Extruded aluminum mill finish