


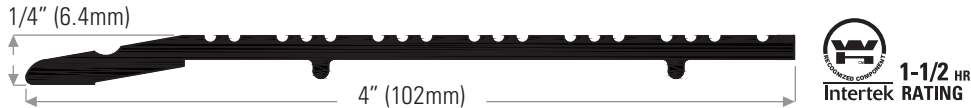
# THRESHOLDS

## Low Rise Half Thresholds

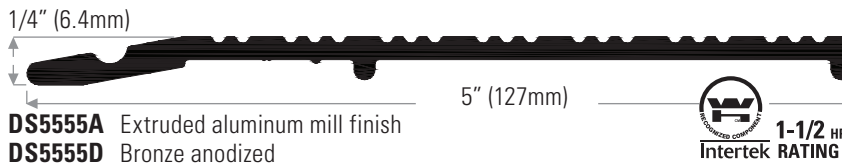
**NOTE:** Thresholds on this page are non-returnable. Manufacturing time required for bronze anodized finish.



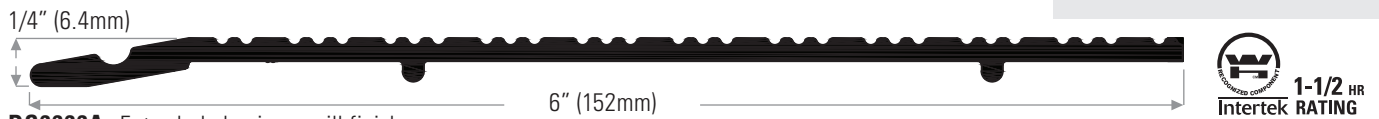
**DS3333A** Extruded aluminum mill finish  
**DS3333D** Bronze anodized



**DS4444A** Extruded aluminum mill finish  
**DS4444D** Bronze anodized



**DS5555A** Extruded aluminum mill finish  
**DS5555D** Bronze anodized



**DS6666A** Extruded aluminum mill finish  
**DS6666D** Bronze anodized



**DS7777A** Extruded aluminum mill finish  
**DS7777D** Bronze anodized

Thresholds on this page are supplied with punched countersunk holes with screws and plugs and are only available in the following NET lengths (except as noted):

36-1/2"	927mm	110"	2794mm
49"	1245mm	147"	3734mm
73"	1854mm		




Barrier free, ADA compliant if used as above

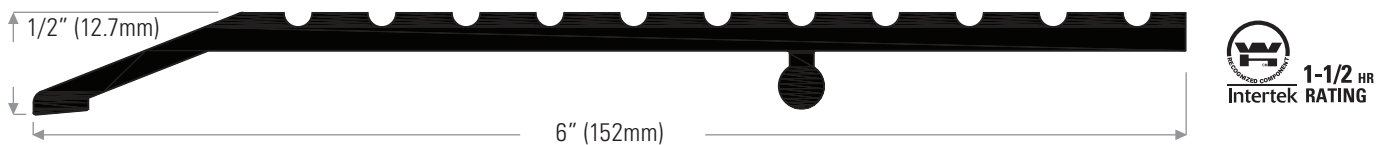
## Heavy Duty Half Thresholds



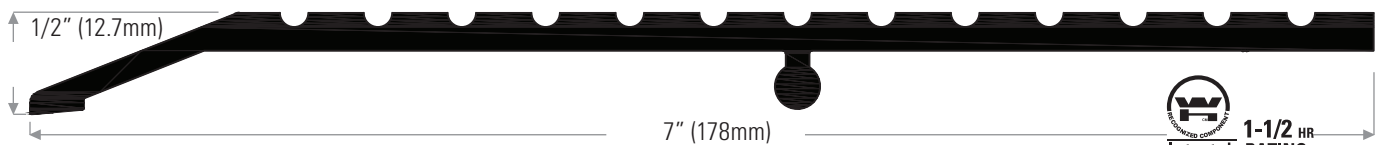
**DS444HA** Extruded aluminum heavy duty, mill finish




**DS555HA** Extruded aluminum heavy duty, mill finish



**DS666HA** Extruded aluminum heavy duty, mill finish



**DS777HA** Extruded aluminum heavy duty, mill finish



Barrier free, ADA compliant if used as above